

WALL

CUT PANELS

Cut Panels offer a seamless blend of artistic sophistication and exceptional noise reduction. They are available as single cut-through panels or paired with a backer, allowing for a multitude of color and pattern combinations.



PATTERNS

Wall Panels are 9mm thick and available as 47.5" x 95" or 47.5" x 118.75". Cut panels can be mounted directly to the wall or paired with a backer, increasing acoustic properties and design options.


48" x 120" panels available in select colors.




ARROW 01




ARROW 02



CARTOON




DOT & DASH




DOT FLOWER




FUNFETTI




GRATE




KITE




MATRIX




MOSAIC 02



MOSAIC 03




MOSAIC 04




RAIN DOTS




RIPPLE




RUNWAY




SHATTERED 01



SHATTERED 02



TREAD



































X-FACTOR

COLOR GUIDE

9mm ArtFelt is the core material in our signature line of acoustic solutions.

Request samples to verify color as printers and monitors vary.

					
ECLIPSE	ASH	WEATHERED	GREYSTONE	MIST	CRYSTAL
					
ESPRESSO	MOSS	SPRING	SAGE	CASTLEWALL	GRAPHITE
					
VINTAGE INDIGO	INDIGO	GLACIER	LAGOON	TROPICAL	MYSTIC
					
GRAPE	SEASHELL	MOCHA	SANDSTONE	STONE	GALVANIZED
					
CARDINAL	CITRUS	TANGERINE	SOLAR	LEMON	
					
WALNUT	CEDAR	MAPLE	DRIFTWOOD		

HOW TO SPECIFY

Whether you have a specific product in mind or desire to craft a fully customized soundscape, our team is ready to bring your vision to life!

1

CHOOSE YOUR SOUND SOLUTION

Looking to elevate how you address sound mitigation in your space? Explore our range of wall, ceiling, and screen solutions to begin shaping your ideal soundscape.

2

REFINE THE DESIGN

Once you've selected your application and product, it's time to refine the design. Dive into our array of silhouettes, textures, patterns, and colors to customize your creation.

3

SHARE YOUR VISION

Whether you already have a product and design in mind or require a fully custom solution, reach out to an ARTIZIN specialist or fill out the quote form on our website. A team member will walk you through each step of the process.

4

GIVE US THE LOWDOWN

It's beneficial if you can provide our team with architectural drawings, field measurements, design inspiration, or design intent.

INSTALLATION

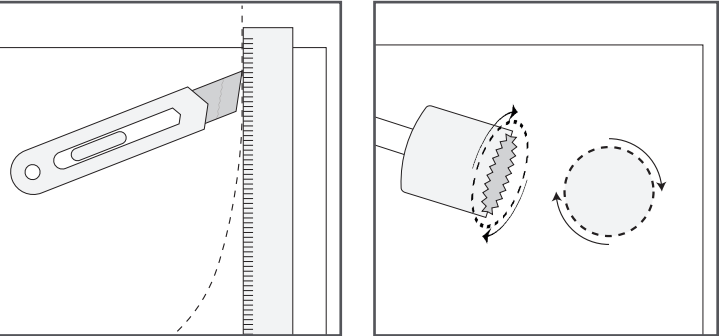
Stick to our straight forward installation guidance then kick back and revel in the acoustic paradise you’ve crafted.

ADHESIVE

Z-CLIPS

STAND OFFS

Cut around obstacles or trim panels to size using a straight edge and utility knife. For circular holes, use a hole saw. May require multiple passes



PRODUCT SPECIFICATIONS

The details make all the difference. Dive into
The specifics that contribute to the overall
quality and functionality of our products.

APPLICATION	Wall
MATERIAL	9mm ArtFelt
COMPOSITION	60% Recycled Polyester Fiber, 40% Virgin Fiber
DENSITY	2000g/m2
FORMALDEHYDE EMISSION	0.00ug/g
NRC RATING	0.30-0.60
FIRE TEST ASTM E 84-ISAN	Class A
SUSTAINABILITY	Recyclable, Certified Clean Air Gold by Intertek Sustainability
WARRANTY	5 Year Limited Warranty
SAFETY	DECLARE, Red List Free
LEAD TIME	3-5 weeks for Standard, Request Lead Time for Custom

GENERAL CARE

Vacuum as needed to remove dirt and dust. Use an air compressor for hard to reach areas.

STAIN REMOVAL

Blot spills and spots immediately with a clean, soft white dry cloth (do not use paper products).
Avoid using solvents or concentrated abrasives to clean ArtFelt. Always test in an inconspicuous area first.

MILD STAIN REMOVAL

Blot ArtFelt with a clean, soft white cloth dampened with a mild solution of soap and warm water.
Repeat using only clean water (no soap) to remove soap concentrate. Pat dry with a lint free cloth.

CHALLENGING STAIN REMOVAL

Blot ArtFelt with a clean, soft white cloth dampened with a mixed solution of household bleach and water (70% bleach I 90% water).
Repeat using only clean water (no bleach) to remove bleach concentration. Pat dry with a lint free cloth.



CUSTOM

Connect with our team to design a fully custom solution. Through meticulous prototyping and the expertise of our skilled designers, we'll transform your vision into a tangible, personalized creation. Whether you're seeking intricate patterns, unique textures, or custom colors, we're here to translate ideas into inspired designs.